

MAY 1, 2007

BULLETIN

VL-VLB-E-SD-08



www.ericksonelectric.com

1200 AMP
TO
2500 AMP

ENCLOSED SWITCH

Quick-make Quick-break switches
for use with Class L fuses.

Particularly recommended for use
as service entrance equipment.

Enclosures are made of aluminum.

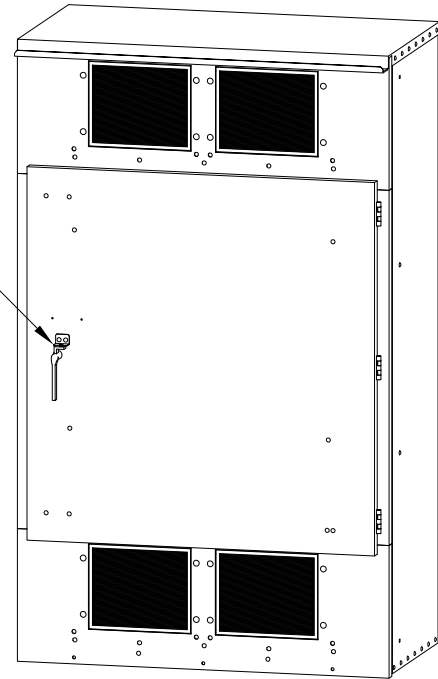


FILE NO. E128632

208Y/120V
OR
480Y/277V

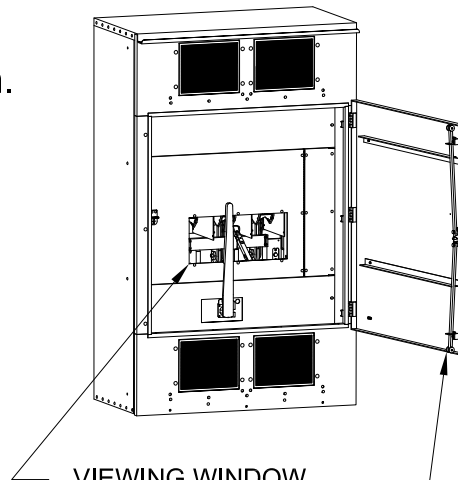
TYPE 3R ENCLOSURE

PADLOCKABLE
HANDLE

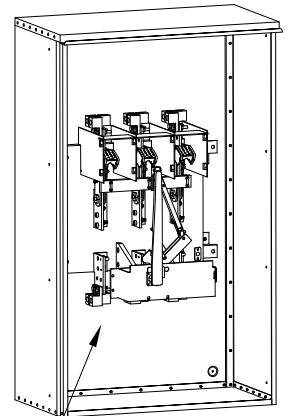


TYPE 3R ALUMINUM ENCLOSURE

(DEADFRONT
ASSEMBLY REMOVED)



VIEWING WINDOW
ALLOWS VISUAL
CONFIRMATION OF
POSITION OF SWITCH
CONTACTS

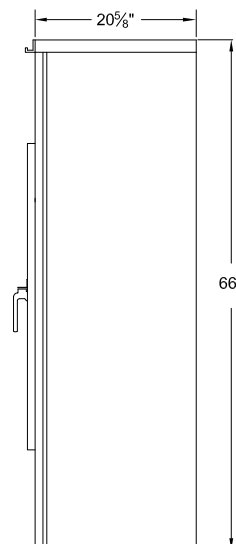
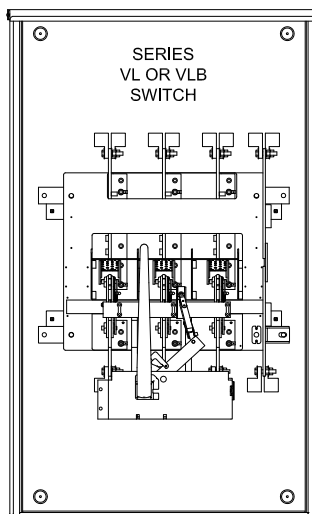
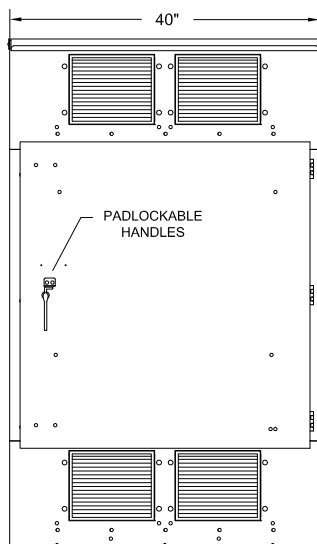


CLASS 'L'
FUSIBLE SWITCH

OUTER DOOR - COVERS
SWITCH HANDLE AND
INNER DEADFRONT

ERICKSON ELECTRICAL EQUIPMENT CO.
475 BONNIE LANE • ELK GROVE VILLAGE, IL 60007
TELEPHONE: (847) 640-7701 / 1-800-952-7225
FAX: (847) 640-0565

1200 - 2500A ENCLOSED SWITCH



| AMPACITY | CATALOG NUMBERS - 208Y/120V 3Ø 4W | |
|----------|-----------------------------------|---------------|
| | TOP FEED | BOTTOM FEED |
| 1200 | VL468N-E-SD | VLB448N-E-SD |
| 1600 | VL469N-E-SD | VLB449N-E-SD |
| 2000 | VL4610N-E-SD | VLB4410N-E-SD |
| 2500 | VL4611N-E-SD | VLB4411N-E-SD |

| AMPACITY | CATALOG NUMBERS - 480Y/277V 3Ø 4W * | |
|----------|-------------------------------------|-----------------|
| | TOP FEED | BOTTOM FEED |
| 1200 | VL468NG6-E-SD | VLB448NG6-E-SD |
| 1600 | VL469NG6-E-SD | VLB449NG6-E-SD |
| 2000 | VL4610NG6-E-SD | VLB4410NG6-E-SD |
| 2500 | VL4611NG6-E-SD | VLB4411NG6-E-SD |

* SWITCHES ARE PROVIDED WITH INTEGRAL G.F.I. CATALOG NUMBER

THE ENCLOSED SWITCH HAS THE FOLLOWING FEATURES:

- A TYPE 3R ALUMINUM ENCLOSURE WITH GALVANIZED STEEL BACK.
- SUITABLE FOR USE AS SERVICE EQUIPMENT.
- CLASS 'L' FUSIBLE.
- SUITABLE FOR USE ON A CIRCUIT CAPABLE OF DELIVERING NOT MORE THAN 200,000 R.M.S. SYM. AMPERES.
- LISTED BY UNDERWRITERS LABORATORIES INC. AS 'FUSED POWER CIRCUIT DEVICE' AND BEARS THEIR MARK.
- SERIES VL SWITCHES ARE TOP FEED (LINE LUGS AT TOP, LOAD LUGS AT BOTTOM).
- SERIES VLB SWITCHES ARE BOTTOM FEED (LINE LUGS AT BOTTOM, LOAD LUGS AT TOP).
- SWITCHES RATED 480Y/277V ARE PROVIDED WITH INTEGRAL GROUND FAULT PROTECTION. CONSULT FACTORY IF G.F.I. IS NOT REQUIRED.

ERICKSON ELECTRICAL EQUIPMENT CO.
 475 BONNIE LANE • ELK GROVE VILLAGE, IL 60007
 TELEPHONE: (847) 640-7701 / 1-800-952-7225
 FAX: (847) 640-0565